

QUICK OVERVIEW 2.3.0 VISIOAXESS

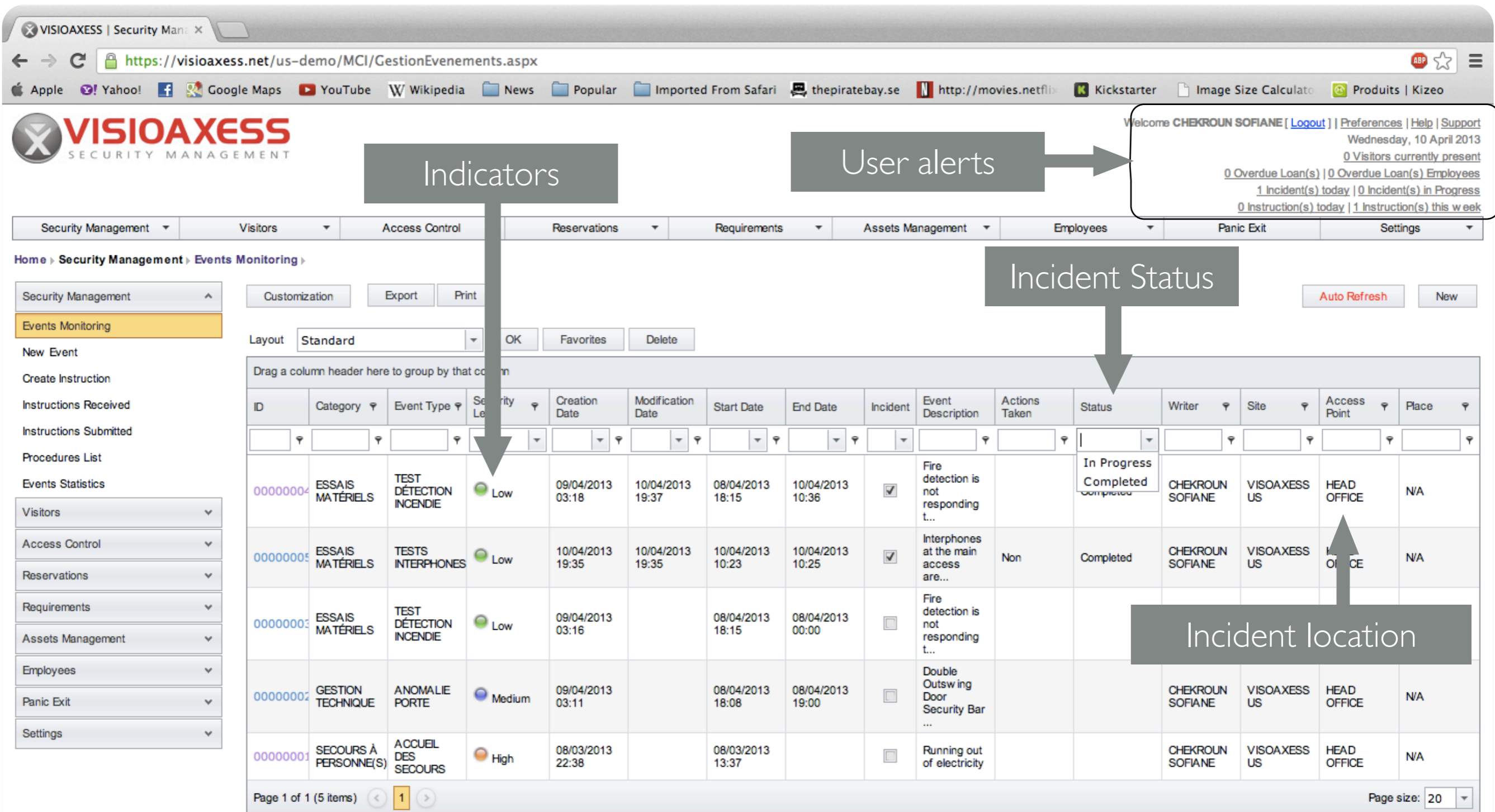
The Incident reporting Software Visioaxess is a real tool for decision support to the risks of any kind! It allows you to ensure effective reporting activities, incident tracking, information policy makers, and much more ...

CHARACTERISTICS AND FEATURES (depending on options selected).

- Use Standalone or Client / Server, intranet and full Web
- Company Logo and customizable interface - 14 color themes available (NEW)
- Multiple clients, multiple sites and access points
- Multilingual (language files adaptable to business vocabulary)
- Microsoft SQL Server or Microsoft SQL Express Databases
- Advanced user rights and settings filters
- Record all types of activities, events, incidents ...
- Attach image files to incident reports
- Continuous real-time record tracking
- Send instructions and user messages – User or Group receipt notification (NEW)
- Integration of client business procedures, rules and safety instructions – Automatic trigger display (NEW)
- Send automatic email or SMS reports to managers or supervisors
- Customized program accessibility ("Favorites" screen displays common tasks organized by component)
- Data entry autocomplete
- Integrated error correction – Navigator or MS Office™ (NEW)
- Journal of records and changes (encrypted history)
- User location tracking – register IP of users (NEW)
- Many custom fields (box has check, date, text, number, list ...)
- Export to multiple formats (pdf, xls, xlsx, rtf, csv)
- Multicriteria searches with filters
- PERSONALIZED Client Statistics



SOME KEY FEATURES : All necessary functions and much more ...



The screenshot shows the VISIOAXESS Security Management web application. The browser address bar displays <https://visioaxess.net/us-demo/MCI/GestionEvenements.aspx>. The page header includes the VISIOAXESS logo and a navigation menu with items like Security Management, Visitors, Access Control, Reservations, Requirements, Assets Management, Employees, Panic Exit, and Settings. A user alert box in the top right corner displays: "Welcome CHEKROUN SOFIANE [Logout] | Preferences | Help | Support", "Wednesday, 10 April 2013", "0 Visitors currently present", "0 Overdue Loan(s) | 0 Overdue Loan(s) Employees", "1 Incident(s) today | 0 Incident(s) in Progress", and "0 Instruction(s) today | 1 Instruction(s) this week".

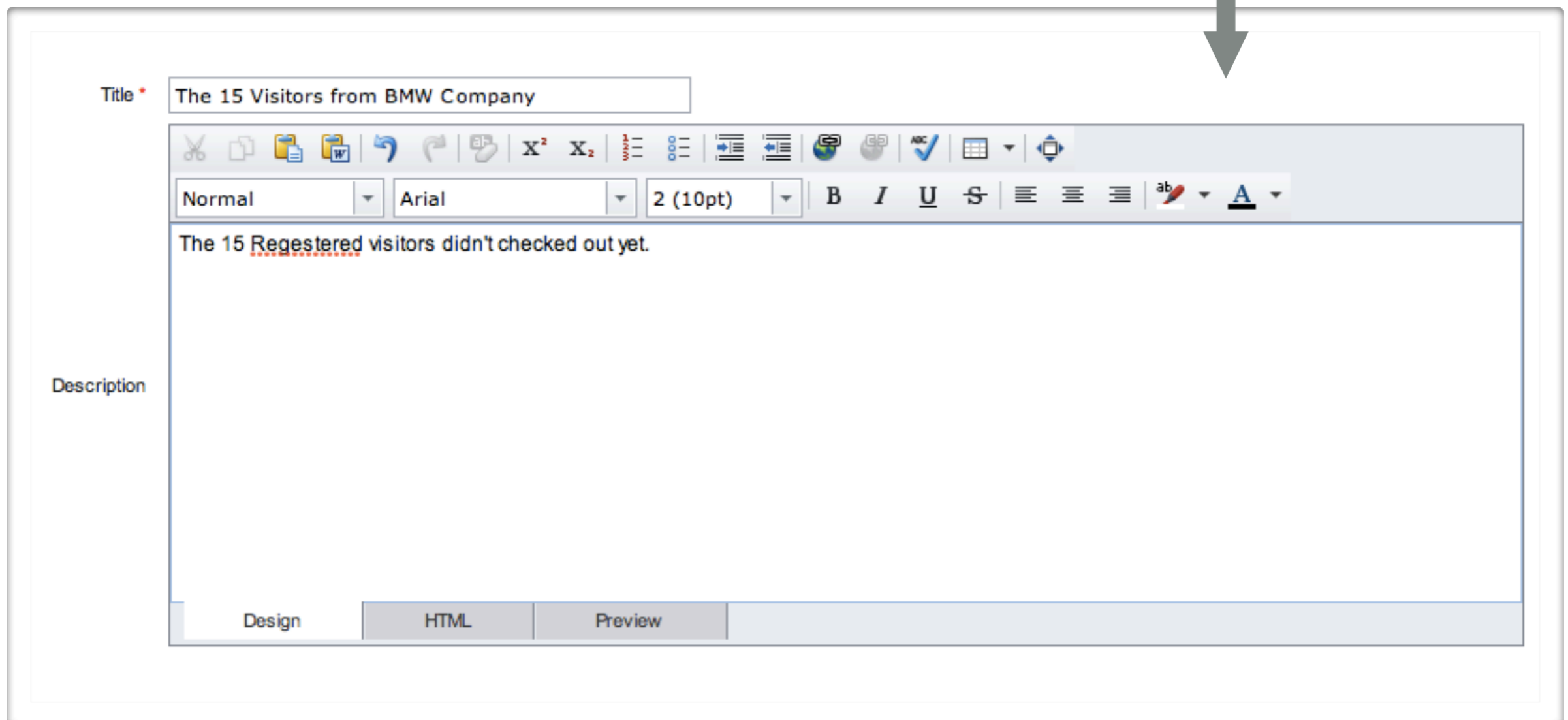
The main content area is titled "Events Monitoring" and contains a table of incident data. Annotations with arrows point to specific features: "Indicators" points to the security level column (Low, Medium, High); "User alerts" points to the top right alert box; "Incident Status" points to the status column (In Progress, Completed); and "Incident location" points to the site and access point columns.

ID	Category	Event Type	Security Level	Creation Date	Modification Date	Start Date	End Date	Incident	Event Description	Actions Taken	Status	Writer	Site	Access Point	Place
00000004	ESSAIS MATÉRIELS	TEST DÉTECTION INCENDIE	Low	09/04/2013 03:18	10/04/2013 19:37	08/04/2013 18:15	10/04/2013 10:36	<input checked="" type="checkbox"/>	Fire detection is not responding t...		In Progress Completed	CHEKROUN SOFIANE	VISOAXESS US	HEAD OFFICE	N/A
00000005	ESSAIS MATÉRIELS	TESTS INTERPHONES	Low	10/04/2013 19:35	10/04/2013 19:35	10/04/2013 10:23	10/04/2013 10:25	<input checked="" type="checkbox"/>	Interphones at the main access are...	Non	Completed	CHEKROUN SOFIANE	VISOAXESS US	HEAD OFFICE	N/A
00000003	ESSAIS MATÉRIELS	TEST DÉTECTION INCENDIE	Low	09/04/2013 03:16		08/04/2013 18:15	08/04/2013 00:00	<input type="checkbox"/>	Fire detection is not responding t...						
00000002	GESTION TECHNIQUE	ANOMALIE PORTE	Medium	09/04/2013 03:11		08/04/2013 18:08	08/04/2013 19:00	<input type="checkbox"/>	Double Outswing Door Security Bar ...			CHEKROUN SOFIANE	VISOAXESS US	HEAD OFFICE	N/A
00000001	SECOURS À PERSONNE(S)	ACCUEIL DES SECOURS	High	08/03/2013 22:38		08/03/2013 13:37		<input type="checkbox"/>	Running out of electricity			CHEKROUN SOFIANE	VISOAXESS US	HEAD OFFICE	N/A

Page 1 of 1 (5 items) | Page size: 20

Powerful text editor with auto-corrector included.

A powerful text editor



The screenshot displays a web editor interface. At the top, there is a "Title" field containing the text "The 15 Visitors from BMW Company". Below the title field is a rich text editor toolbar with various icons for editing, including cut, copy, paste, undo, redo, bold, italic, underline, strikethrough, bulleted list, numbered list, link, unlink, and a spell checker icon. Below the toolbar, the text "The 15 Regestered visitors didn't checked out yet." is displayed, with "Regestered" underlined in red, indicating a spelling correction. At the bottom of the editor, there are three tabs: "Design", "HTML", and "Preview", with "HTML" currently selected.

Export data in multiple formats

Access Control | Reservations | Requirements | Assets Management | Employees

Export | Print

ard | OK | Favorites | Delete

Header here to group by that column

Category	Event Type	Severity Level	Creation Date	Modification Date	Start Date	End Date	Incident	Event Description	Actions Taken	Status
AIS ÉRIELS	TEST DÉTECTION INCENDIE	Low	09/04/2013 03:16					Fire detection is not responding t...		Completed
AIS ÉRIELS	TESTS INTERPHONES	Low	10/04/2013 19:35	10/04/2013 19:35		10/04/2013 10:25	<input checked="" type="checkbox"/>	Interphones at the main access are...	Non	Completed
AIS ÉRIELS	TEST DÉTECTION INCENDIE	Low	09/04/2013 03:16		08/04/2013 18:15	08/04/2013 00:00	<input type="checkbox"/>	Fire detection is not responding t...		
ATION HNIQUE	ANOMALIE PORTE	Medium	09/04/2013 03:11		08/04/2013 18:08	08/04/2013 19:00	<input type="checkbox"/>	Double Outsw ing Door Security Bar ...		

Export

Export Format: PDF | XLS | XLSX | RTF | CSV

Export

Display procedures when needed.

ON-DEMAND
PROCEDURE

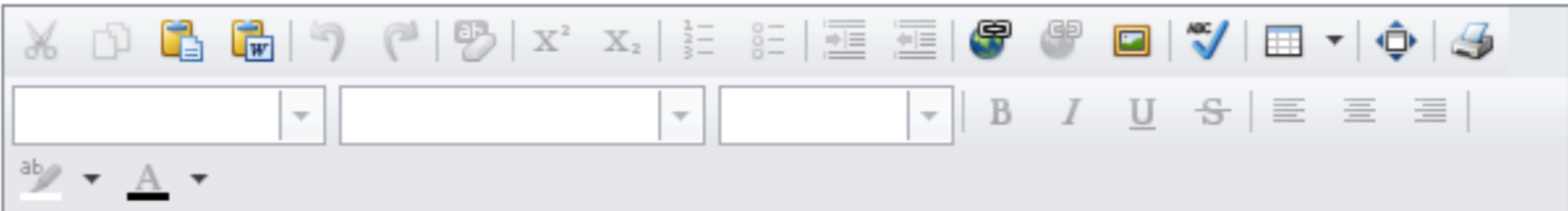


Inactive

Name * FIRE PROCEDURE

Category * SÉCURITÉ INCENDIE

Description



I. In the event of an alarm "RACE":

1. **R:** Remove anyone from immediate danger
2. **A:** Activate the building fire alarm system and call 911
3. **C:** Confine the fire by closing all windows and doors
4. **E:** Evacuate, leave the building
Extinguish the fire, if it can be done safely

II. How to Survive a Building Fire

- A. Crawl If There's Smoke
- B. Feel Doors Before Opening
- C. Go To The Nearest Exit
- D. Always Use An Exit Stair, Not An Elevator
- E. Close Doors
- F. Use a fire extinguisher if the fire is very small and you know how to use it

Detailed user rights
set-up

The screenshot displays the 'Users Rights' configuration page in the VISIOAXESS Security Management web application. The page is titled 'Home > Settings > Users Rights' and shows the configuration for the 'ADMIN' user category. The main content area is a tree view of permissions, with 'Access Points' selected. A callout box highlights the 'Access Points' permissions, showing a list of actions: View, New, Edit, and Delete. Another callout box explains that users can easily select the necessary options for their users.

Permissions	View	New	Edit	Delete
Access Points	<input checked="" type="checkbox"/>	<input checked="" type="checkbox"/>	<input checked="" type="checkbox"/>	<input checked="" type="checkbox"/>
Assets Categories	<input checked="" type="checkbox"/>	<input checked="" type="checkbox"/>	<input checked="" type="checkbox"/>	<input checked="" type="checkbox"/>
Requirement Categories	<input checked="" type="checkbox"/>	<input checked="" type="checkbox"/>	<input checked="" type="checkbox"/>	<input checked="" type="checkbox"/>
User Categories	<input checked="" type="checkbox"/>	<input checked="" type="checkbox"/>	<input checked="" type="checkbox"/>	<input checked="" type="checkbox"/>
Employees	<input checked="" type="checkbox"/>	<input checked="" type="checkbox"/>	<input checked="" type="checkbox"/>	<input checked="" type="checkbox"/>
Assets	<input checked="" type="checkbox"/>	<input checked="" type="checkbox"/>	<input checked="" type="checkbox"/>	<input checked="" type="checkbox"/>
Loans	<input checked="" type="checkbox"/>	<input checked="" type="checkbox"/>	<input checked="" type="checkbox"/>	<input checked="" type="checkbox"/>
Sites	<input checked="" type="checkbox"/>	<input checked="" type="checkbox"/>	<input checked="" type="checkbox"/>	<input checked="" type="checkbox"/>
Users	<input checked="" type="checkbox"/>	<input checked="" type="checkbox"/>	<input checked="" type="checkbox"/>	<input checked="" type="checkbox"/>
Visits	<input checked="" type="checkbox"/>	<input checked="" type="checkbox"/>	<input checked="" type="checkbox"/>	<input checked="" type="checkbox"/>
Visitors	<input checked="" type="checkbox"/>	<input checked="" type="checkbox"/>	<input checked="" type="checkbox"/>	<input checked="" type="checkbox"/>
Requirements	<input checked="" type="checkbox"/>	<input checked="" type="checkbox"/>	<input checked="" type="checkbox"/>	<input checked="" type="checkbox"/>
Pre-Registered Visitors	<input checked="" type="checkbox"/>	<input checked="" type="checkbox"/>	<input checked="" type="checkbox"/>	<input checked="" type="checkbox"/>
Panic Exit	<input checked="" type="checkbox"/>	<input checked="" type="checkbox"/>	<input checked="" type="checkbox"/>	<input checked="" type="checkbox"/>
Blacklisted Visitors	<input checked="" type="checkbox"/>	<input checked="" type="checkbox"/>	<input checked="" type="checkbox"/>	<input checked="" type="checkbox"/>
General Configuration	<input checked="" type="checkbox"/>	<input checked="" type="checkbox"/>	<input checked="" type="checkbox"/>	<input checked="" type="checkbox"/>
Custom Fields Management	<input checked="" type="checkbox"/>	<input checked="" type="checkbox"/>	<input checked="" type="checkbox"/>	<input checked="" type="checkbox"/>
Users Rights	<input checked="" type="checkbox"/>	<input checked="" type="checkbox"/>	<input checked="" type="checkbox"/>	<input checked="" type="checkbox"/>
Group Categories	<input checked="" type="checkbox"/>	<input checked="" type="checkbox"/>	<input checked="" type="checkbox"/>	<input checked="" type="checkbox"/>
Events Monitoring	<input checked="" type="checkbox"/>	<input checked="" type="checkbox"/>	<input checked="" type="checkbox"/>	<input checked="" type="checkbox"/>
Events Categories	<input checked="" type="checkbox"/>	<input checked="" type="checkbox"/>	<input checked="" type="checkbox"/>	<input checked="" type="checkbox"/>
Events Management	<input checked="" type="checkbox"/>	<input checked="" type="checkbox"/>	<input checked="" type="checkbox"/>	<input checked="" type="checkbox"/>
Instructions Submitted	<input checked="" type="checkbox"/>	<input checked="" type="checkbox"/>	<input checked="" type="checkbox"/>	<input checked="" type="checkbox"/>

Easily select the
options necessary for
your users

Home > Security Management > Create Instruction >

- Security Management
- Visitors
- Access Control
- Access Control Records
- Access Control Statistics
- Reservations
- Requirements
- Assets Management
- Employees
- Panic Exit
- Settings

Users

User: [dropdown]
User Categories: [dropdown]
Recipient List: [table with 1 item: SECURITY AGENT]
A user can acquitte instructions for all users:

Validity

Once Weekly Frequency
Start Date: 10/04/2013 Hour: 16:00
Exit Date: 06/04/2014 Hour: 00:00
Weekly Frequency: [checkboxes for days, Thursday checked]

Schedule repeat procedure execution

Title: Booking the meeting room for the BMW TEAM

The meeting room number D#34 is booked for the whole evening on friday the Mai 5th 2013.
Every single friday afternoon, until April 2014.

Description

Writing instructions and guidelines

Security Management | Security Man: x | Security Man: x

https://visioaxess.net/us-demo/MCI/DetailsEvenement.aspx

Apple Google Maps YouTube Wikipedia News Popular Imported From Safari http://movies.netfi> Kickstarter Image Size Calculato Produits | Kizeo

Thursday, 11 April 2013
0 Visitors currently present
0 Overdue Loan(s) | 0 Overdue Loan(s) Employees
0 Incident(s) today | 0 Incident(s) in Progress
0 Instruction(s) today | 1 Instruction(s) this week

Security Management | Visitors | Access Control | Reservations | Requirements | Assets Management | Employees | Panic Exit | Settings

Home > Security Management > New Event >

Security Management ^

Events Monitoring

New Event

Create Instruction

Instructions Received

Instructions Submitted

Procedures List

Events Statistics

Visitors v

Access Control v

Reservations v

Requirements v

Assets Management v

Employees v

Panic Exit v

Settings v

Event Type * ALARME GTB

Event Code

Incident

Severity Level Moyenne

Start Date 11/04/2013 Hour 00:17

Finish Date Hour 00:00

Places

Site VISOAXESS US

Access Point HEAD OFFICE

Place N/A

Custom Field 1

Call Police

Licence Plate

Description Actions Taken Pictures Change Log Emails Supervisor Comments

Drag a column header here to group by that column

Sender Recipient List Status

Page 1 of 0 (0 items)

Visioaxess .NET Version 2.4.2.1
Powered by Visioaxess®

Describe the incident in detail using the text editor, attach files and add links.

Use email to share with necessary parties.

Use images and photographs for more thorough reporting.

- Home > Settings > Connection Log >
- Security Management
- Visitors
- Access Control
- Reservations
- Requirements
- Assets Management
- Employees
- Panic Exit
- Settings
- Configuration
- Sites
- Users List
- User Categories
- Users Rights
- Users List
- Connection Log**
- Security Management
- Visitors
- Reservations
- Custom Fields

Customization Export Print Number of Results Returned 500 Validate

Drag a column header here to group by that column

User	Type	Date Log	Intranet IP	Internet IP
CHEKROUN SOFIANE	Log In	11/04/2013 18:12:17	88.191.91.135	173.228.102.82
CHEKROUN SOFIANE	Log In	11/04/2013 18:12:11	88.191.91.135	173.228.102.82
CHEKROUN SOFIANE	Log In	11/04/2013 08:49:13	88.191.91.135	67.188.209.193
CHEKROUN SOFIANE	Log In	11/04/2013 01:31:57	88.191.91.135	173.228.102.82
CHEKROUN SOFIANE	Log In	11/04/2013 00:35:07	88.191.91.135	173.228.102.82
CHEKROUN SOFIANE	Log In	10/04/2013 22:45:58	88.191.91.135	173.228.102.82
CHEKROUN SOFIANE	Log In	10/04/2013 18:57:13	88.191.91.135	173.228.102.82
CHEKROUN SOFIANE	Log In	10/04/2013 00:27:18	88.191.91.135	173.228.102.82
CHEKROUN SOFIANE	Log In	09/04/2013 19:54:15	88.191.91.135	173.228.102.82
CHEKROUN SOFIANE	Log In	09/04/2013 17:49:00	88.191.91.135	99.117.99.236
CHEKROUN SOFIANE	Log In	09/04/2013 02:17:46	88.191.91.135	173.228.102.82
CHEKROUN SOFIANE	Log In	09/04/2013 01:09:06	88.191.91.135	173.228.102.82
CHEKROUN SOFIANE	Log In	06/04/2013 19:20:31	88.191.91.135	78.234.46.190
CHEKROUN SOFIANE	Log In	06/04/2013 19:20:08	88.191.91.135	78.234.46.190
VISIOAXESS SUPERADMIN	Logout	06/04/2013 19:19:56	88.191.91.135	78.234.46.190
VISIOAXESS SUPERADMIN	Log In	06/04/2013 19:19:17	88.191.91.135	78.234.46.190
VISIOAXESS SUPPORT	Logout	06/04/2013 19:19:09	88.191.91.135	78.234.46.190
VISIOAXESS SUPPORT	Log In	06/04/2013 19:18:55	88.191.91.135	78.234.46.190
VISIOAXESS SUPPORT	Logout	06/04/2013 19:15:19	88.191.91.135	78.234.46.190
VISIOAXESS SUPPORT	Log In	06/04/2013 19:15:13	88.191.91.135	78.234.46.190

Page 1 of 6 (116 items) 1 2 3 4 5 6 Page size: 20

[Security Management](#) | [Visitors](#) | [Requirements](#) | [Assets Management](#) | [Exit](#) | [Settings](#)

Welcome CHEKROUN SOFIANE | [Logout](#) | [Preferences](#) | [Help](#) | [Support](#)
 Thursday, 11 April 2013
 0 Visitors currently present
[Overdue Loan\(s\)](#) | [0 Overdue Loan\(s\)](#) [Employees](#)
[0 Incident\(s\) today](#) | [0 Incident\(s\) in Progress](#)
[Instruction\(s\) today](#) | [1 Instruction\(s\) this week](#)

[Home](#) > [Security Management](#) > [Events Monitoring](#)

[Security Management](#) | [Events Monitoring](#) | [New Event](#) | [Create Instruction](#) | [Instructions Received](#) | [Instructions Submitted](#) | [Procedures List](#) | [Events Statistics](#)

[Visitors](#) | [Access Control](#) | [Reservations](#) | [Requirements](#) | [Assets Management](#) | [Employees](#) | [Panic Exit](#) | [Settings](#)

Customization | Export | Print | Layout: Standard | OK | Favorites | Delete

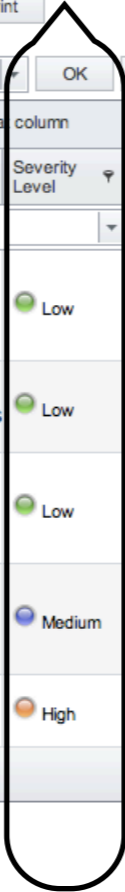
ID	Category	Event Type	Severity Level	Creation Date	Modification Date	Start Date	End Date	Incident	Event Description	Actions Taken	Status	Writer	Site	Access Point	Place
00000004	ESSAIS MATÉRIELS	TEST DÉTECTION INCENDIE	Low	09/04/2013 03:18	10/04/2013 19:37	08/04/2013 18:15	10/04/2013 10:36	<input checked="" type="checkbox"/>	Fire detection is not responding t...		Completed	CHEKROUN SOFIANE	VISOAXESS US	HEAD OFFICE	N/A
00000005	ESSAIS MATÉRIELS	TESTS INTERPHONES	Low	10/04/2013 19:35	10/04/2013 19:35	10/04/2013 10:23	10/04/2013 10:25	<input checked="" type="checkbox"/>	Interphones at the main access are...	Non	Completed	CHEKROUN SOFIANE	VISOAXESS US	HEAD OFFICE	N/A
00000003	ESSAIS MATÉRIELS	TEST DÉTECTION INCENDIE	Low	09/04/2013 03:16		08/04/2013 18:15	08/04/2013 00:00	<input type="checkbox"/>	Fire detection is not responding t...			CHEKROUN SOFIANE	VISOAXESS US	HEAD OFFICE	N/A
00000002	GESTION TECHNIQUE	ANOMALIE PORTE	Medium	09/04/2013 03:11		08/04/2013 18:08	08/04/2013 19:00	<input type="checkbox"/>	Double Outswing Door Security Bar ...			CHEKROUN SOFIANE	VISOAXESS US	HEAD OFFICE	N/A
00000001	SECOURS À PERSONNE(S)	ACCUEIL DES SECOURS	High	08/03/2013 22:38		08/03/2013 13:37		<input type="checkbox"/>	Running out of electricity			CHEKROUN SOFIANE	VISOAXESS US	HEAD OFFICE	N/A

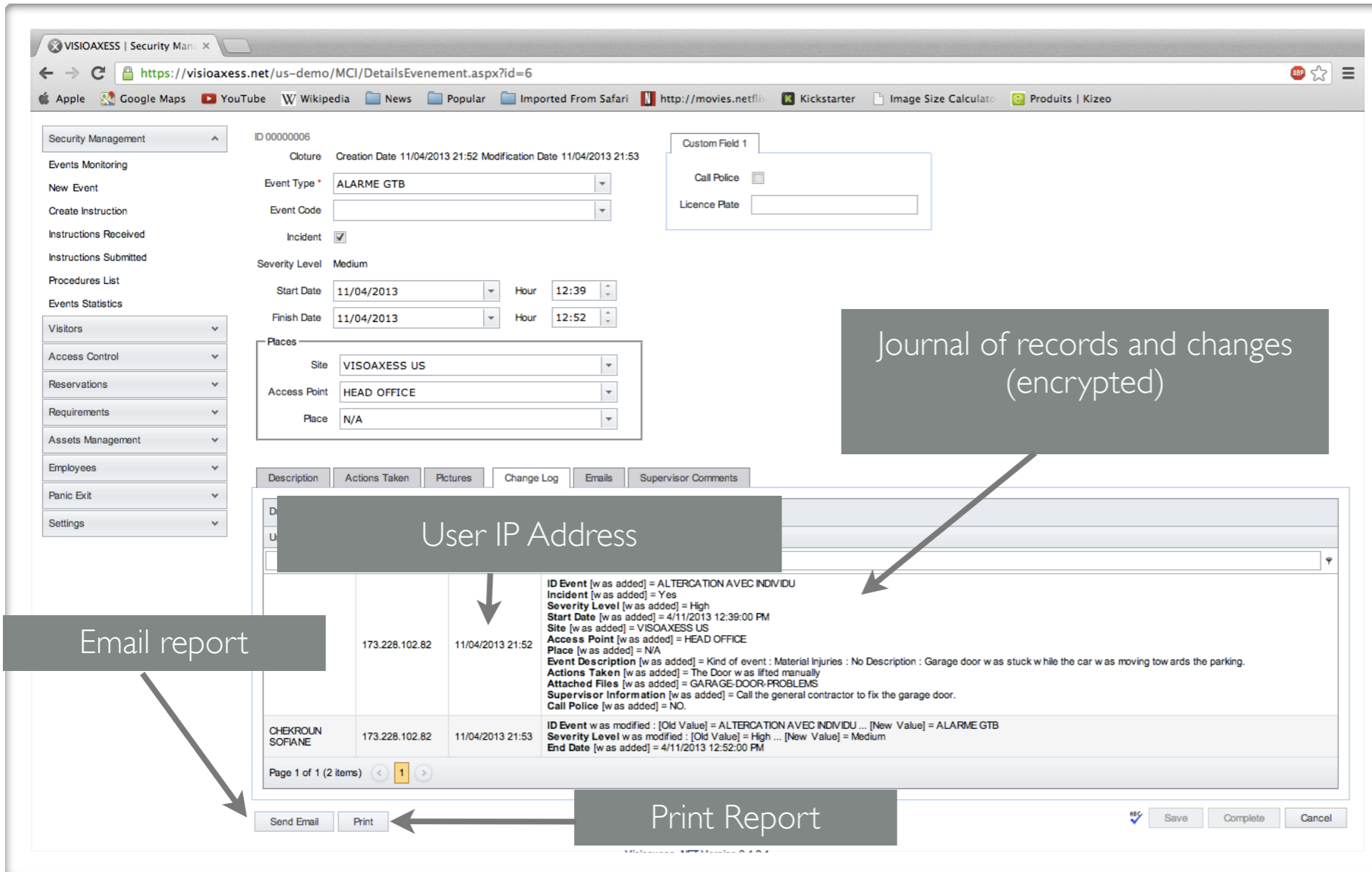
Page 1 of 1 (5 items) | Page size: 20

Visioaxess .NET Version 2.4.2.1
 Powered by Visioaxess®

Sort by incident security level

Sort by incident status





The screenshot shows the VISIOAXESS Security Management web interface. The main content area displays an incident report form with the following details:

- ID: 00000006
- Cloture: Creation Date 11/04/2013 21:52 Modification Date 11/04/2013 21:53
- Event Type: ALARME GTB
- Event Code: [Empty]
- Incident:
- Severity Level: Medium
- Start Date: 11/04/2013 Hour: 12:39
- Finish Date: 11/04/2013 Hour: 12:52
- Places: Site: VISOAXESS US, Access Point: HEAD OFFICE, Place: N/A

Below the form is a table with columns: Description, Actions Taken, Pictures, Change Log, Emails, Supervisor Comments. The table contains two entries:

Description	Actions Taken	Pictures	Change Log	Emails	Supervisor Comments
[Redacted]	[Redacted]	[Redacted]	[Redacted]	[Redacted]	[Redacted]
CHEKROUN SOFIANE	173.228.102.82	11/04/2013 21:53	ID Event [was added] = ALTERCATION AVEC INDIVIDU Incident [was added] = Yes Severity Level [was added] = High Start Date [was added] = 4/11/2013 12:39:00 PM Site [was added] = VISOAXESS US Access Point [was added] = HEAD OFFICE Place [was added] = N/A Event Description [was added] = Kind of event : Material Injuries : No Description : Garage door w as stuck while the car w as moving tow ards the parking. Actions Taken [was added] = The Door w as lifted manually Attached Files [was added] = GARAGE-DOOR-PROBLEMS Supervisor Information [was added] = Call the general contractor to fix the garage door. Call Police [was added] = NO.		

Annotations on the screenshot include:

- User IP Address**: Points to the IP address field in the table.
- Email report**: Points to the 'Send Email' button.
- Print Report**: Points to the 'Print' button.
- Journal of records and changes (encrypted)**: Points to the 'Change Log' column in the table.

About our security ...

Web mode

- Data is saved automatically
- Access to the incident reporting software is via a secure, encrypted connection AES-128 with 128 bit SSL Certificate (optional)
- Web servers are located in a VISIOAXESS Datacenter High security 2 N 1 with SQL Server in mirror mode

Intranet mode

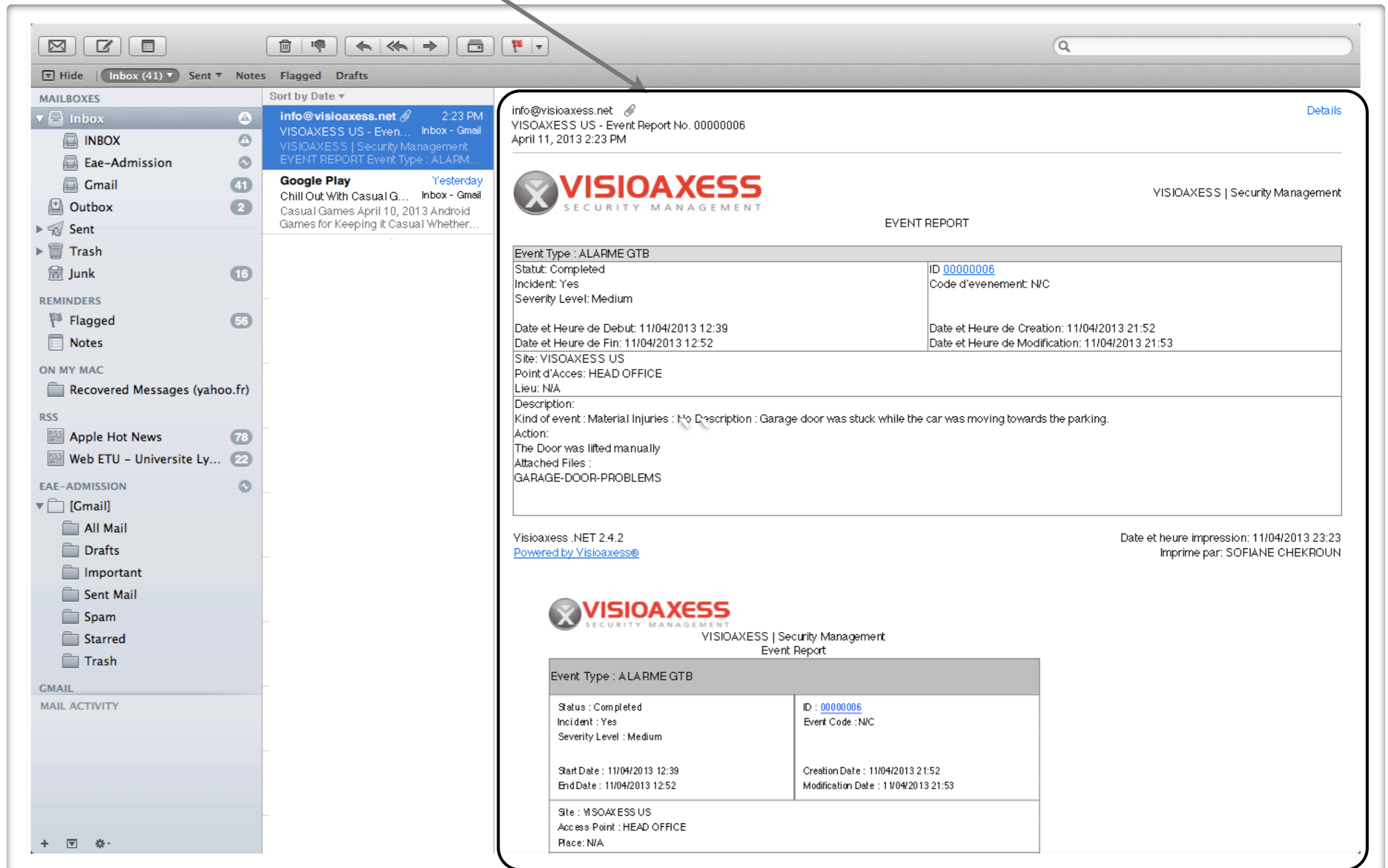
- Data is saved automatically
- IP addresses can be restricted to a specified "white list"
- Critical information is encrypted in the database (passwords, logs and incident report content)
- Recordings are timestamped and include IP addresses and user IDs.

Local (user level):

- Use of the browser can be attached to a limited user profile in Active Directory (AD)
- The web browser or the user account can be configured to access only the MCI VISIOAXESS website
- The access to the MCI requires user ID and password
- User accounts can be restricted to disallow data export or email reporting functionality

And more ...

This is the very detailed report you will receive by email



The screenshot shows an email client interface with a sidebar on the left containing folders like 'Inbox (41)', 'Sent', 'Notes', 'Flagged', and 'Drafts'. The main content area displays an email from 'info@visioaxess.net' with the subject 'VISIOAXESS US - Event Report No. 00000006' and a date of 'April 11, 2013 2:23 PM'. The email body contains a detailed 'EVENT REPORT' for an 'ALARME GTB' (Alarm) event. The report includes the following information:

- Event Type:** ALARME GTB
- Status:** Completed
- Incident:** Yes
- Severity Level:** Medium
- ID:** 00000006
- Code d'événement:** N/C
- Date et Heure de Debut:** 11/04/2013 12:39
- Date et Heure de Fin:** 11/04/2013 12:52
- Date et Heure de Creation:** 11/04/2013 21:52
- Date et Heure de Modification:** 11/04/2013 21:53
- Site:** VISIOAXESS US
- Point d'Acces:** HEAD OFFICE
- Lieu:** N/A
- Description:** Kind of event : Material Injuries : No Description : Garage door was stuck while the car was moving towards the parking.
- Action:** The Door was lifted manually
- Attached Files:** GARAGE-DOOR-PROBLEMS

At the bottom of the report, it states 'Visioaxess .NET 2.4.2' and 'Powered by Visioaxess@'. The date and time of the report generation are 'Date et heure impression: 11/04/2013 23:23' and the printer is 'Imprime par: SOFIANE CHEKROUN'.

TOTAL ACCESS

Compatible with Windows, Mac and Linux for professional use on site, and is also available on mobile platforms including Apple, Android, BlackBerry, etc. VISIOAXESS code uses the latest IT standards and has powerful functionalities on all platforms

